





Club Health Assessment for District 29 L through January 2026

			Status	Membership					Reports				Finance		LCIF	
Club Number	Club Name	Charter Date	Times in Status Quo in Past 2 Years	Current Member Count **	YTD Members Added	YTD Members Dropped	YTD Net Growth% ***	Member Count 1 Year Ago	Dropped Members Avg.Length of Service	Months Since Membership Update	Current Officers Reported ****	Current President Repeated Term	VP Reported *****	Last Date Reported Service (mm/yyyy)	Account Balance	YTD Donations
Clubs less than two years old																
182511	West Virginia University	10/07/2025	Active	21	21	0	100.00%	0		0	Y		N	10/2025		
Clubs more than two years old																
10998	BARBOURSVILLE	12/18/1942	Active	32	4	0	14.29%	28		4	Y		N	12/2025		
10877	BARRACKVILLE	12/10/1957	Active	10	1	5	-28.57%	13	17	2	Y	3	R	12/2025		
10878	BOAZ	03/11/1971	Active	6	0	0	0.00%	8		7	Y	7		12/2025		
10880	CHESTER	09/18/1947	Active	39	0	0	0.00%	36		8	Y	4	R	12/2025		
Exc Award (06/30/2024)																
10881	CLAY BATTELLE DISTRICT L C	03/16/1969	Active	6	0	0	0.00%	6		13	N	None		06/2022		
35997	DALLAS	08/14/1978	Active	17	1	2	-5.56%	18	9	3	Y		R	12/2025		\$40.00
10883	DODDRIDGE COUNTY L C	03/26/1968	Active	33	2	5	-8.33%	38	16	2	Y	2	N	12/2025		
10886	ELM GROVE	10/26/1943	Active	16	1	0	6.67%	13		6	Y	3	R	01/2026		
10887	FAIRMONT	04/20/1923	Active	19	0	0	0.00%	20		3	Y	5	R	01/2026		
Exc Award (06/30/2023, 06/30/2024)																
10891	FOLLANSBEE	01/10/1940	Active	39	23	0	143.75%	16		1	Y	2		11/2025	90+ Days	
Exc Award (06/30/2023, 06/30/2024)																
10892	FRIENDLY	09/03/1959	Active	16	6	25	-54.29%	30	5	1	Y	2	N	01/2026		\$100.00
Exc Award (06/30/2017, 06/30/2018, 06/30/2019, 06/30/2020, 06/30/2021, 06/30/2023, 06/30/2024)																
10894	GLENVILLE	09/30/1957	Active	30	0	1	-3.23%	31	45	0	Y	2	R	12/2025		
10896	GRANTSVILLE	05/14/1947	Active	19	7	8	-5.00%	23	20	0	Y		N	12/2025		
10898	HARRISVILLE	05/28/1930	Active	10	0	0	0.00%	10		10	N	None		12/2025		
11019	HUNTINGTON DOWNTOWN	03/09/1922	Active	1	0	0	0.00%	1		8	Y	9		01/2026		
11024	LESAGE	08/07/1972	Active	15	0	0	0.00%	15		7	Y			12/2025		
31251	LIBERTY	10/09/1975	Active	29	0	0	0.00%	29		19	Y	8	R	12/2025		
11029	MILTON	01/16/1930	Active	10	1	2	-9.09%	13	3	0	Y		N	12/2025		
10907	MORGANTOWN AREA	05/11/1923	Active	19	0	0	0.00%	18		8	Y	2	R	12/2025		\$700.00
10908	MOUNDSVILLE	09/11/1941	Active	40	5	9	-9.09%	40	25	0	Y			11/2025		



Club Health Assessment for District 29 L through January 2026

			Status	Membership						Reports				Finance	LCIF	
Club Number	Club Name	Charter Date	Times in Status Quo in Past 2 Years	Current Member Count **	YTD Members Added	YTD Members Dropped	YTD Net Growth***	Member Count 1 Year Ago	Dropped Members Avg.Length of Service	Months Since Membership Update	Current Officers Reported ****	Current President Repeated Term	VP Reported *****	Last Date Reported Service (mm/yyyy)	Account Balance	YTD Donations
29361	MT OLIVET	05/29/1974	Active	41	2	2	0.00%	40	3	1	Y		N	12/2025		
Exc Award (06/30/2017, 06/30/2018, 06/30/2020, 06/30/2021, 06/30/2022, 06/30/2023, 06/30/2024)																
10910	NEW CUMBERLAND	04/09/1946	Active	28	0	2	-6.67%	32	6	0	Y		N	01/2026		
10912	NEW MARTINSVILLE	01/30/1946	Active	13	0	0	0.00%	13		8	Y	3	R	12/2025		
Exc Award (06/30/2018)																
10911	NEWELL	12/06/1946	Active	13	0	4	-23.53%	17	8	2	Y		R	12/2025		
140734	Ohio County Virtual	01/29/2020	Active	23	0	0	0.00%	32		7	Y	2	R	11/2025		
Exc Award (06/30/2021)																
10913	PADEN CITY	11/14/1927	Active	23	0	0	0.00%	23		4	Y	4	R	11/2025		
10914	PARKERSBURG	02/24/1922	Active	30	2	0	7.14%	30		0	Y		N	12/2025		
Exc Award (06/30/2024)																\$25,500.00
44959	PINE GROVE SHORTLINE	05/13/1985	Active	9	0	0	0.00%	9		3	Y	4		12/2025		\$200.00
101913	PLEASANTS AREA	05/21/2008	Active	16	0	1	-5.88%	14	17	2	Y	8	N	01/2026		
Exc Award (06/30/2018, 06/30/2019)																
11050	PUTNAM COUNTY	01/09/1947	Active	27	3	0	12.50%	30		2	Y		R	12/2025		
11036	RAVENSWOOD	10/29/1929	Active(2)	9	0	0	0.00%	0		1	N	None		12/2025		
10918	RIVESVILLE	09/28/1942	Active(2)	4	0	0	0.00%	4		3	Y	8		12/2025		
10919	SISTERSVILLE	06/27/1947	Active	14	1	0	7.69%	13		3	Y	7	R	12/2025		
Exc Award (06/30/2017)																
10921	SOUTH PARKERSBURG	11/18/1941	Active	9	0	0	0.00%	9		7	N	None		12/2025		
11020	SOUTHEAST HUNTINGTON	01/25/1955	Active	19	0	0	0.00%	19		13	N	None		12/2025		
11043	SPENCER	04/19/1928	Active(1)	8	0	2	-20.00%	10	21	5	N	10	R	12/2025		\$170.00
10928	WASHINGTON	03/19/1964	Active	19	2	0	11.76%	17		0	Y	14	R	12/2025		
10929	WAVERLY	11/12/1951	Active	3	0	0	0.00%	3		16	N	None		12/2025		
10930	WEIRTON	08/03/1936	Active	21	2	5	-12.50%	24	7	0	Y		N	12/2025		
Exc Award (06/30/2019, 06/30/2020, 06/30/2023, 06/30/2024)																
10932	WELLSBURG	07/23/1936	Active	23	4	5	-4.17%	27	26	0	Y	2	N	12/2025		
10933	WEST LIBERTY	02/08/1972	Active	19	6	2	26.67%	15	27	5	Y		N	12/2025		



Club Health Assessment for District 29 L through January 2026

						Status			Membership					Reports				Finance		LCIF
						Times in Status Quo in Past 2 Years	Current Member Count **	YTD Members Added	YTD Members Dropped	YTD Net Growth% ***	Member Count 1 Year Ago	Dropped Members Avg.Length of Service	Months Since Membership Update	Current Officers Reported ****	Current President Repeated Term	VP Reported *****	Last Date Reported Service (mm/yyyy)	Account Balance	YTD Donations	
87844	WESTERN MONONGALIA COUNTY AREA Exc Award (06/30/2020)					05/24/2005	Active	5	0	0	0.00%	8		8	Y	3	R	01/2026		
10935	WHEELING					01/06/1922	Active	58	0	0	0.00%	56		5	Y		N	12/2025		\$1,650.00
44289	WHEELING ISLAND Exc Award (06/30/2019, 06/30/2020)					10/29/1984	Active	8	0	1	-11.11%	9	5	0	Y		N	01/2026		
10937	WHEELING WARWOOD Exc Award (06/30/2016, 06/30/2018)					11/08/1944	Active	26	2	0	8.33%	25		2	Y	2	R	12/2025		\$50.00
10938	WILLIAMSTOWN					08/30/1946	Active	29	0	2	-6.45%	30	3	1	Y			12/2025		\$80.00
Current Total Clubs Count	YTD New Clubs Count	YTD Cancelled Clubs Count	YTD Net Club Gain	Current Total Members Count	YTD Add	YTD Drop	YTD Net Growth	YTD Net Growth %	Member Count 12 Months Ago	Average Member Count Per Club	% of Clubs with less than 20 members	% No Officer Report in 12 Months	% of Clubs with balance 90+ days	Number of Clubs in Status Quo	% Status Quo Clubs in Financial Suspension	Number of Cancelled Clubs	Average Cancelled Club Age	Members Lost Due to Cancellation	% of Clubs Cancelled for Non-Financial Reasons	
47	1	0	1	924	96	83	13	1.43%	915	20	60%	9%	2%	0	0%	0	0	0	0%	

* - P - Priority Club. Cancellation Reasons: 1-Objectives/conduct, 2-Non-active club, 5-Non-existing club, 6-Disbanding, 7-Merger, 8-Financial Suspension, 9-District/Multiple District Dues.

** Red denotes below 15 active members.

*** Red denotes 20% + loss.

**** Y - all 3 (President, Secretary, Treasurer) club officers reported, N - not all 3 reported.

***** Abbreviation: N-New, IP-Immediate Past, R-Repeat.



Club Health Assessment for District 29 C through January 2026

			Status	Membership						Reports				Finance		LCIF
Club Number	Club Name	Charter Date	Times in Status Quo in Past 2 Years	Current Member Count **	YTD Members Added	YTD Members Dropped	YTD Net Growth% ***	Member Count 1 Year Ago	Dropped Members Avg.Length of Service	Months Since Membership Update	Current Officers Reported ****	Current President Repeated Term	VP Reported *****	Last Date Reported Service (mm/yyyy)	Account Balance	YTD Donations
Clubs less than two years old																
171604	Concord University	06/04/2024	Active	22	0	0	0.00%	22		12	N	None			90+ Days	
Clubs more than two years old																
10997	ALUM CREEK	07/21/1961	Active	36	1	2	-2.70%	38	51	1	Y		N	12/2024		\$100.00
11052	ANSTED	10/16/1973	Active	14	0	0	0.00%	16		7	Y	7		04/2025		
	Exc Award (06/30/2021)															
11053	ATHENS	10/22/1946	Active	31	6	2	14.81%	28	5	0	Y		N	01/2024		
11056	BEAVER	10/23/1946	Active	12	0	0	0.00%	13		9	N	None		12/2023		
11057	BECKLEY	05/15/1931	Active	14	1	0	7.69%	13		6	Y	7		12/2025	90+ Days	
	Exc Award (06/30/2021)															
11058	BLUEFIELD	04/08/1922	Active	24	3	2	4.35%	33	31	3	Y		N	02/2024	90+ Days	
11059	BLUEWELL	01/27/1955	Active(2)	26	0	0	0.00%	26		14	N	None		12/2020		
41668	CHAPMANVILLE	06/28/1982	Active	9	0	1	-10.00%	11	3	0	Y	7	R	05/2025		
11003	CHARLESTON KANAWHA CITY	11/29/1954	Active	34	1	3	-5.56%	34	35	1	Y		N	12/2025		\$2,300.00
37466	CHARLESTON SOUTHRDG PACESETTER	08/28/1979	Active	18	2	4	-10.00%	20	4	0	Y	2		03/2024		\$200.00
	Exc Award (06/30/2019)															
41887	CHARLESTON WEST	10/19/1982	Cancelled(8*)	0	0	12	-100.00%	12	20	0	N	None		04/2024	90+ Days	
11064	CLAY	07/05/1940	Active(1)	18	1	0	5.88%	17		4	Y	8	R	09/2025		
11008	CLENDENIN	10/09/1928	Active(2)	23	0	0	0.00%	23		26	N	None		11/2022		\$200.00
11067	CRAB ORCHARD MACARTHUR	03/05/1964	Cancelled(6*)	0	0	1	-100.00%	13	12	3	N	None		04/2024		
11068	CRAIGSVILLE	05/13/1960	Active	11	0	0	0.00%	11		6	N	None		12/2023		
11014	DUNBAR	11/24/1930	Active	8	0	0	0.00%	8		27	N	None		12/2020		
	Exc Award (06/30/2019)															
11070	DURBIN	09/25/1946	Active	38	1	1	0.00%	38	1	0	Y	2	N	05/2025		
11071	FAYETTEVILLE	09/08/1954	Active	19	2	1	5.56%	17	1	3	Y	2	R	06/2023	90+ Days	
11072	FLATWOODS HEATERS L C	09/26/1957	Cancelled(8*)	0	0	12	-100.00%	12	14	1	N	None		12/2020	90+ Days	
	Exc Award (06/30/2021)															
11074	GASSAWAY	05/25/1945	Active	29	3	0	11.54%	24		1	Y		IP	01/2026		



Club Health Assessment for District 29 C through January 2026

			Status	Membership						Reports				Finance	LCIF	
Club Number	Club Name	Charter Date	Times in Status Quo in Past 2 Years	Current Member Count **	YTD Members Added	YTD Members Dropped	YTD Net Growth% ***	Member Count 1 Year Ago	Dropped Members Avg.Length of Service	Months Since Membership Update	Current Officers Reported ****	Current President Repeated Term	VP Reported *****	Last Date Reported Service (mm/yyyy)	Account Balance	YTD Donations
Exc Award (06/30/2018)																
11075	GAULEY BRIDGE	10/19/1964	Active(3)	10	0	0	0.00%	10		24	N	None		12/2023		
46823	HINTON	01/12/1987	Active	17	0	0	0.00%	17		9	Y		R	04/2025		
Exc Award (06/30/2021, 06/30/2023)																
11079	LEWISBURG	02/14/1940	Active	26	0	0	0.00%	26		5	Y	3	R	01/2026		\$50.00
11025	LOGAN	05/13/1940	Active	31	2	0	6.90%	32		0	Y	3	R	06/2025		
Exc Award (06/30/2021, 06/30/2023)																
11026	LOUDENDALE	02/28/1966	Active	9	0	0	0.00%	11		11	N	None		12/2020		
44718	MAN	03/07/1985	Active	18	0	3	-14.29%	20	19	6	N	12	R	04/2024		
11080	MARLINTON	01/15/1953	Active	24	4	0	20.00%	20		2	N		N	01/2026	90+ Days	\$150.00
11082	MONTGOMERY	12/27/1929	Active(2)	6	0	0	0.00%	7		9	N	10		06/2024		
11083	MOUNT HOPE	08/25/1930	Active	43	1	2	-2.27%	43	23	3	Y		N	12/2025		
11085	OAK HILL	09/22/1938	Active	16	0	2	-11.11%	22	1	1	Y	6		06/2025		
Exc Award (06/30/2019)																
11086	PINEVILLE	09/24/1953	Active	36	0	0	0.00%	30		8	Y	3	N	09/2025		\$5,000.00
Exc Award (06/30/2023, 06/30/2024)																
11087	PRINCETON	05/22/1940	Active	12	0	3	-20.00%	16	7	2	Y	6	R	12/2025		
Exc Award (06/30/2021)																
11081	RAINELLE	06/23/1930	Active(2)	7	0	0	0.00%	7		43	N	None		10/2020		
11088	RICHWOOD	02/27/1947	Active	10	0	0	0.00%	10		11	N	None		12/2020		
11089	RONCEVERTE	04/24/1946	Active(1)	26	0	0	0.00%	26		20	N	None		12/2023	90+ Days	
11040	SISSONVILLE	03/06/1951	Active	12	0	0	0.00%	14		7	Y	5	N	09/2024		
11041	SOUTH CHARLESTON	09/01/1936	Active	7	0	5	-41.67%	15	16	0	Y	3	N	06/2023		\$100.00
Exc Award (06/30/2017, 06/30/2018)																
144117	University of Charleston	12/16/2020	Active	15	0	0	0.00%	15		14	N	None		10/2024		
11096	WELCH	11/29/1937	Active	23	7	2	27.78%	18	54	0	Y		R	05/2023		\$500.00
11097	WHITE SULPHUR SPRINGS	01/14/1957	Active	22	0	0	0.00%	21		9	Y	2	N	12/2025		

Clubs Cancelled Previous Fiscal Year – Clubs Cancelled within last 12 months may be reinstated

Club Number	Club Name	Charter Date	Current Status*	Cancellation Date
-------------	-----------	--------------	-----------------	-------------------



Club Health Assessment for District 29 C through January 2026

INTERNATIONAL

Club Number	Club Name	Charter Date	Status	Membership						Reports				Finance	LCIF				
			Times in Status Quo in Past 2 Years	Current Member Count **	YTD Members Added	YTD Members Dropped	YTD Net Growth***	Member Count 1 Year Ago	Dropped Members Avg.Length of Service	Months Since Membership Update	Current Officers Reported ****	Current President Repeated Term	VP Reported *****	Last Date Reported Service (mm/yyyy)	Account Balance	YTD Donations			
10999	BELLE-RAND	12/17/1943	Cancelled(8*)	12/30/2024															
11062	BRADSHAW	11/28/1956	Cancelled(8*)	12/30/2024															
46286	CEREDO-KENOVA RIVER CITIES	06/16/1986	Cancelled(8*)	06/29/2025															
11002	CHARLESTON	09/30/1921	Cancelled(8*)	06/29/2025															
50748	DANVILLE AREA	06/27/1990	Cancelled(8*)	06/29/2025															
11000	GLASGOW CEDAR GROVE	03/22/1945	Cancelled(8*)	06/29/2025															
11018	HAMLIN	08/07/1945	Cancelled(8*)	12/30/2024															
Current Total Clubs Count	YTD New Clubs Count	YTD Cancelled Clubs Count	YTD Net Club Gain	Current Total Members Count	YTD Add	YTD Drop	YTD Net Growth	YTD Net Growth %	Member Count 12 Months Ago	Average Member Count Per Club	% of Clubs with less than 20 members	% No Officer Report in 12 Months	% of Clubs with balance 90+ days	Number of Clubs in Status Quo	% Status Quo Clubs in Financial Suspension	Number of Cancelled Clubs	Average Cancelled Club Age	Members Lost Due to Cancellation	% of Clubs Cancelled for Non-Financial Reasons
38	0	3	-3	756	35	58	-23	-2.95%	809	20	55%	26%	16%	0	0%	3	220	25	-200%

* - P - Priority Club. Cancellation Reasons: 1-Objectives/conduct, 2-Non-active club, 5-Non-existing club, 6-Disbanding, 7-Merger, 8-Financial Suspension, 9-District/Multiple District Dues.

** Red denotes below 15 active members.

*** Red denotes 20% + loss.

**** Y - all 3 (President, Secretary, Treasurer) club officers reported, N - not all 3 reported.

***** Abbreviation: N-New, IP-Immediate Past, R-Repeat.



Club Health Assessment for District 29 I through January 2026

			Status	Membership						Reports				Finance	LCIF	
Club Number	Club Name	Charter Date	Times in Status Quo in Past 2 Years	Current Member Count **	YTD Members Added	YTD Members Dropped	YTD Net Growth% ***	Member Count 1 Year Ago	Dropped Members Avg.Length of Service	Months Since Membership Update	Current Officers Reported ****	Current President Repeated Term	VP Reported *****	Last Date Reported Service (mm/yyyy)	Account Balance	YTD Donations
Clubs more than two years old																
10942	BERKELEY SPRINGS	10/15/1945	Active	53	0	7	-11.67%	57	10	1	Y			05/2025		\$1,750.00
	Exc Award (06/30/2016, 06/30/2017, 06/30/2020)															
10943	BRIDGEPORT	06/12/1930	Active	32	2	2	0.00%	35	2	1	Y		N	01/2026		\$1,050.00
	Exc Award (06/30/2016, 06/30/2018, 06/30/2021)															
10944	BRUCETON MILLS COMMUNITY	10/13/1955	Active	31	0	0	0.00%	31		2	Y		N	01/2026		\$500.00
	Exc Award (06/30/2018, 06/30/2024, 06/30/2025)															
10945	BUCKHANNON	12/12/1924	Active	17	0	0	0.00%	17		4	N	2		06/2025		
47573	BUCKHANNON KESLING MILL	06/29/1987	Active	13	0	0	0.00%	16		7	Y	3	R	05/2024		
10946	CENTRAL UPSHUR L C	12/11/1967	Active	15	0	2	-11.76%	17	2	1	Y	3	N	11/2023		\$125.00
10947	CHARLES TOWN	12/29/1930	Active	10	0	0	0.00%	10		2	Y	6	R	01/2026		\$50.00
10948	CLARKSBURG	01/14/1924	Active	56	0	1	-1.75%	57	26	0	Y		N	12/2025		
	Exc Award (06/30/2017, 06/30/2024)															
10949	CLARKSBURG ADAMSTON	11/22/1957	Active	25	1	0	4.17%	24		0	Y	6		07/2025		\$50.00
36052	EAST LEWIS L C	09/06/1978	Active	24	3	0	14.29%	27		1	Y	2	N	11/2023		\$100.00
119712	East Preston	06/19/2013	Cancelled(6*)	0	0	5	-100.00%	6	10	5	N	None		11/2023		
	Exc Award (06/30/2017)															
10951	ELKINS	06/21/1951	Active	32	0	3	-8.57%	34	7	3	Y		N	12/2023		\$200.00
10954	FORT ASHBY	06/05/1948	Active	69	6	2	6.15%	70	7	1	Y		N	02/2025		\$1,250.00
	Exc Award (06/30/2018, 06/30/2019)															
10955	FRANKLIN	03/06/1940	Active	23	0	2	-8.00%	25	13	3	Y	6		02/2024		\$100.00
46703	GRAFTON	12/01/1986	Active	35	1	0	2.94%	33		4	Y	3	R	01/2026		\$500.00
	Exc Award (06/30/2016)															
10957	HARPERS FERRY BOLIVAR	05/31/1946	Active	8	0	1	-11.11%	9	49	2	Y	15	R	10/2025		\$250.00
131174	Harrison County HOPE Centennial	06/16/2017	Active	22	3	3	0.00%	31	12	1	Y	2	R	10/2025		
	Exc Award (06/30/2021)															
10958	HEDGESVILLE	03/29/1957	Active	16	0	2	-11.11%	18	35	0	Y		N	01/2026		\$500.00
	Exc Award (06/30/2017, 06/30/2018)															




Club Health Assessment for District 29 I through January 2026

			Status	Membership						Reports				Finance	LCIF	
Club Number	Club Name	Charter Date	Times in Status Quo in Past 2 Years	Current Member Count **	YTD Members Added	YTD Members Dropped	YTD Net Growth% ***	Member Count 1 Year Ago	Dropped Members Avg.Length of Service	Months Since Membership Update	Current Officers Reported ****	Current President Repeated Term	VP Reported *****	Last Date Reported Service (mm/yyyy)	Account Balance	YTD Donations
10959	HODGESVILLE	01/28/1970	Active	13	0	0	0.00%	13		5	Y	7		04/2024		\$333.00
10960	INWOOD BUNKER HILL	10/26/1945	Active	9	0	3	-25.00%	12	3	3	Y	5	N	12/2025		\$350.00
65134	IRELAND	03/18/2002	Active	18	0	1	-5.26%	19	20	4	Y			11/2023		
29458	JANE LEW	06/11/1974	Active	40	7	0	21.21%	36		0	Y	2	R	10/2025		\$2,050.00
35998	JOHNSTOWN	08/04/1978	Active(1)	6	6	0	100.00%	8		0	Y	3	R	09/2019		
38289	JUNIOR	04/14/1980	Active	19	2	0	11.76%	17		2	Y		N	11/2025		\$600.00
10961	KEYSER	06/08/1936	Active	15	0	0	0.00%	16		5	Y		N	11/2025		\$50.00
10962	KINGWOOD	10/01/1948	Active(1)	23	7	7	0.00%	23	27	1	Y		N	11/2023		\$100.00
10963	LOST CREEK	05/15/1940	Active	23	0	0	0.00%	23		5	Y		R	04/2025		\$530.00
10964	LUMBERPORT	11/30/1927	Active(1)	11	2	1	10.00%	15	3	4	Y	2	N	06/2025		\$25.00
10965	MARTINSBURG	05/11/1936	Active	19	0	2	-9.52%	23	33	2	Y	5	N	12/2025		\$1,050.00
10966	MOOREFIELD	02/18/1938	Active	36	6	3	9.09%	38	7	1	Y		N	12/2025		\$1,100.00
10967	MOUNTAIN	10/21/1949	Active	42	5	7	-4.55%	44	3	1	Y	2	R	01/2026		\$100.00
Exc Award (06/30/2017)																
10969	MT STORM	10/19/1970	Active	9	0	0	0.00%	9		5	Y	3	N	11/2023		
110348	NUTTER FORT	02/14/2011	Active	33	0	4	-10.81%	32	8	0	Y	2	N	01/2026		\$660.00
Exc Award (06/30/2016, 06/30/2017, 06/30/2018, 06/30/2020)																
10973	PARSONS	12/19/1956	Active	17	1	7	-26.09%	23	15	1	N			12/2025		\$150.00
10974	PAW PAW	01/11/1945	Active	9	0	0	0.00%	10		7	Y	2	N	01/2025		
10975	PETERSBURG	09/20/1955	Active(1)	28	0	6	-17.65%	34	10	5	Y		N	05/2024		\$1,000.00
10976	PHILIPPI	05/05/1947	Active	27	2	5	-10.00%	29	17	2	Y		R	11/2025		\$500.00
Exc Award (06/30/2017, 06/30/2018)																
10977	PIKESIDE	11/10/1972	Active	5	0	2	-28.57%	7	39	1	Y	11	R	11/2025		\$300.00
10979	ROARING CREEK L C	12/18/1973	Active	12	0	0	0.00%	10		8	Y	9	N	06/2025		\$300.00
10980	ROMNEY	10/30/1930	Active(1)	23	1	1	0.00%	27	7	1	Y		N	12/2025		\$200.00
Exc Award (06/30/2018)																
10981	ROWLESBURG	06/15/1945	Active	22	0	5	-18.52%	27	10	1	Y	6	R	10/2025		\$50.00
108745	SALEM	06/23/2010	Active	12	0	0	0.00%	15		5	Y	2	N	08/2025		
131013	Shepherdstown Centennial	05/19/2017	Active	40	4	8	-9.09%	44	5	3	Y		N	12/2025		\$500.00



Club Health Assessment for District 29 I through January 2026

			Status	Membership						Reports				Finance	LCIF	
Club Number	Club Name	Charter Date	Times in Status Quo in Past 2 Years	Current Member Count **	YTD Members Added	YTD Members Dropped	YTD Net Growth% ***	Member Count 1 Year Ago	Dropped Members Avg.Length of Service	Months Since Membership Update	Current Officers Reported ****	Current President Repeated Term	VP Reported *****	Last Date Reported Service (mm/yyyy)	Account Balance	YTD Donations
Exc Award (06/30/2019, 06/30/2020, 06/30/2021)																
10983	SHINNSTON	01/26/1942	Active	26	2	1	4.00%	24	0	1	Y	13		12/2025		\$300.00
10984	SHORT GAP	04/06/1966	Active	18	0	2	-10.00%	20	7	0	Y		N	01/2026		\$300.00
119589	Stonewood	06/07/2013	Active	28	0	0	0.00%	26		3	Y	8	R	12/2025		\$100.00
10986	SUGAR GROVE	05/15/1960	Active	17	0	0	0.00%	17		5	Y	10		05/2025		
10987	TENNERTON	04/27/1967	Active	34	2	1	3.03%	35	20	4	Y		N	11/2025		\$1,500.00
Exc Award (06/30/2018, 06/30/2020)																
10989	TUNNELTON	05/11/1949	Active	16	1	0	6.67%	15		3	Y	3	R	01/2026		\$200.00
10990	TYGART VALLEY	05/02/1940	Active	90	0	0	0.00%	87		7	Y		N	12/2025		\$1,500.00
10991	VALLEY DISTRICT	06/01/1950	Active	17	1	3	-10.53%	19	9	2	Y		N	01/2026	90+ Days	\$950.00
Exc Award (06/30/2019)																
10993	WARDENSVILLE	05/30/1947	Active	26	0	0	0.00%	27		7	Y	8	R	12/2025		\$150.00
Exc Award (06/30/2018)																
10994	WEST MILFORD	10/14/1946	Active	41	2	2	0.00%	41	2	0	Y	3	N	12/2025		\$1,000.00
Exc Award (06/30/2017, 06/30/2020, 06/30/2022)																
10996	WILSONBURG	03/29/1955	Active(1)	8	0	1	-11.11%	14	13	0	Y			03/2022		

Clubs Cancelled Previous Fiscal Year – Clubs Cancelled within last 12 months may be reinstated

Club Number		Club Name		Charter Date			Current Status*		Cancellation Date										
136564		Clarksburg Main Street Harrison		09/28/2018			Cancelled(8*)		12/30/2024										
Current Total Clubs Count	YTD New Clubs Count	YTD Cancelled Clubs Count	YTD Net Club Gain	Current Total Members Count	YTD Add	YTD Drop	YTD Net Growth	Member Count 12 Months Ago	Average Member Count Per Club	% of Clubs with less than 20 members	% No Officer Report in 12 Months	% of Clubs with balance 90+ days	Number of Clubs in Status Quo	% Status Quo Clubs in Financial Suspension	Number of Cancelled Clubs	Average Cancelled Club Age	Members Lost Due to Cancellation	% of Clubs Cancelled for Non-Financial Reasons	
53	0	1	-1	1,313	67	102	-35	-2.60%	1,396	25	47%	0%	2%	0	0%	1	18	5	0%

* - P - Priority Club. Cancellation Reasons: 1-Objectives/conduct, 2-Non-active club, 5-Non-existing club, 6-Disbanding, 7-Merger, 8-Financial Suspension, 9-District/Multiple District Dues.

** Red denotes below 15 active members.

*** Red denotes 20% + loss.

**** Y - all 3 (President, Secretary, Treasurer) club officers reported, N - not all 3 reported.

***** Abbreviation: N-New, IP-Immediate Past, R-Repeat.